

HBC General Fund Nov 2021 Dashboard

Nov General Fund Giving	\$1,062,808
Planned General Fund Giving	\$1,114,523
Variance from Plan	(\$51,715)

YTD General Fund Giving	\$10,572,483
YTD Planned General Fund Giving	\$10,874,530
Variance from Plan	(\$302,047)

Nov General Fund Expense	\$1,277,603
Nov Budgeted Expense	\$1,441,733
Variance from Plan	\$164,130

YTD General Fund Expense	\$13,656,162
YTD Budgeted Expense	\$14,404,959
Variance From Budget	\$748,797

Capital and Operating Reserve Balance	\$1,114,402
--	--------------------

Current Mortgage Balance	\$34,564,532
---------------------------------	---------------------

Summary

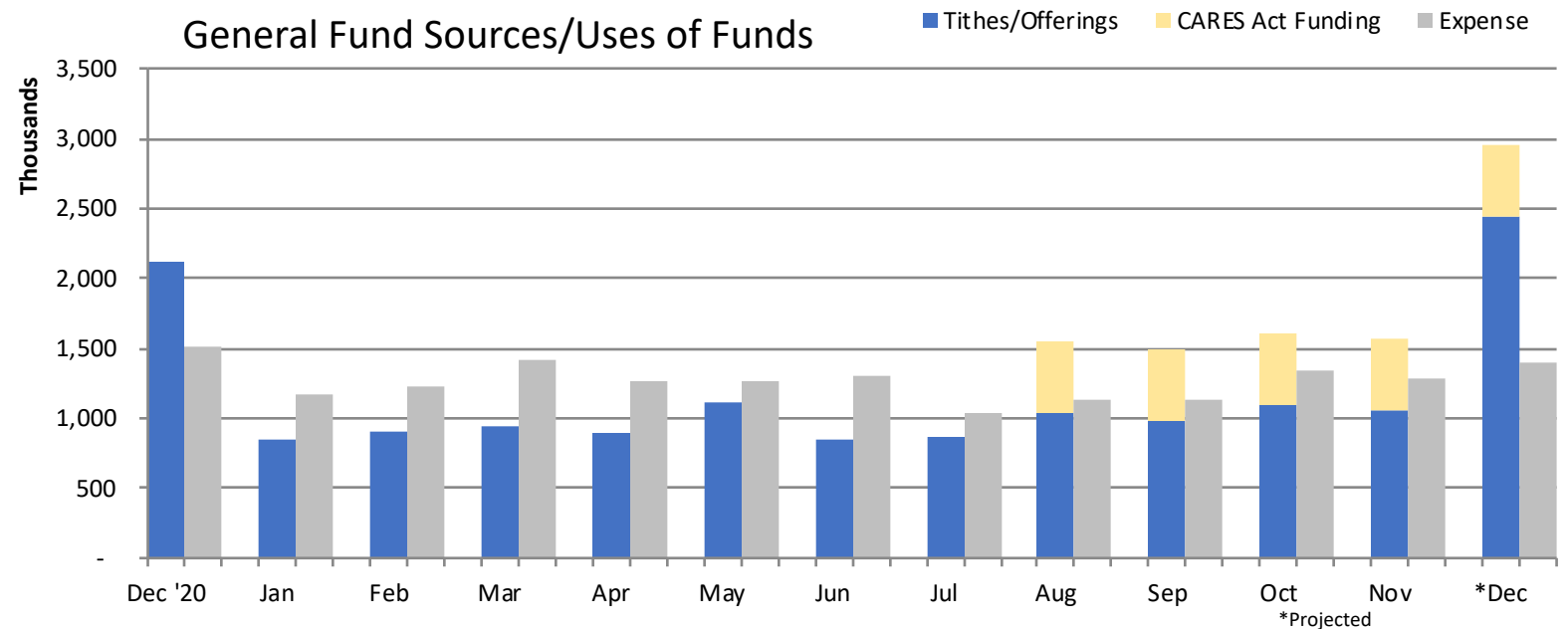
On the left are several data points regarding November giving and expense and year-to-date (YTD) giving and expense. The giving projections are based on historical giving trends. While November giving was less than planned, we continue to give thanks to the Lord for His provision of daily bread (Mt. 6:11) to His Church. We are confident that He provides exactly what we need.

The orange and gray boxes highlight general fund spending for the Church for the month of November and YTD through November, respectively. YTD through November, actual spending is 5% under budgeted expenses.

Current reserves are represented in the yellow box to the left. As monthly finances allow, we add to these reserves, while periodic capital spending may at times reduce this balance. The reserves provide resources to allow us to be prepared for future financial challenges should they arise and to better steward the facilities and equipment that the Lord has entrusted to us.

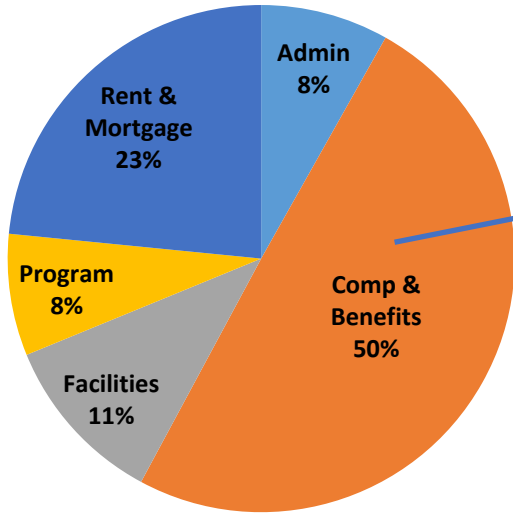
The yellow stack below represents forgiveness of the Paycheck Protection Program (PPP) loan under the CARES Act of 2020. Praise the Lord that full forgiveness was received in the Summer; proceeds are allocated over the last five months of the year to better align with anticipated use of the funds.

Please continue to pray for the leadership of Harvest Bible Chapel as we seek to grow in our trust in the Lord, and work diligently to steward each resource entrusted to us. If you are generously giving to Harvest Bible Chapel, thank you. If you are an active attendee of Harvest Bible Chapel and are not generously giving, we encourage you to take the next step in this area. We recognize that all belongs to God and what we give is simply returning resources entrusted to us back to Him.

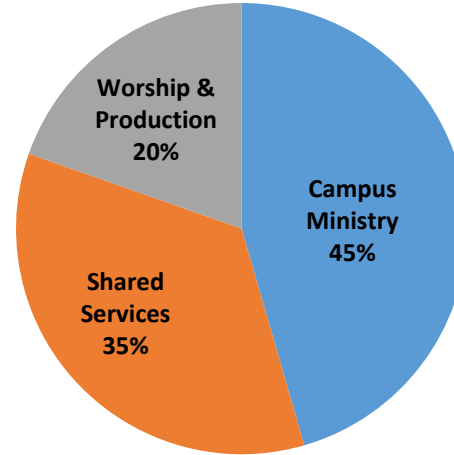


HBC Nov 2021 Dashboard – Allocation of General Fund Expenses

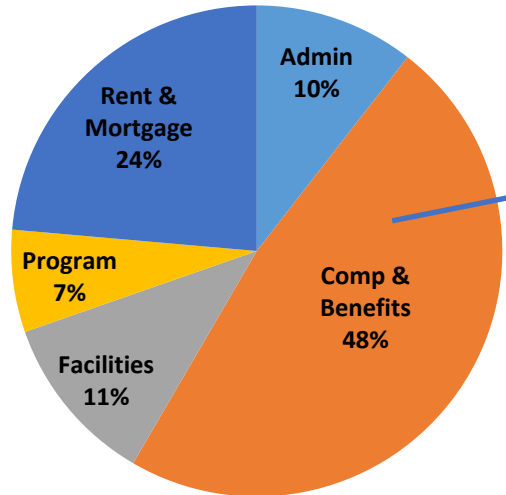
Nov Ministry Expense



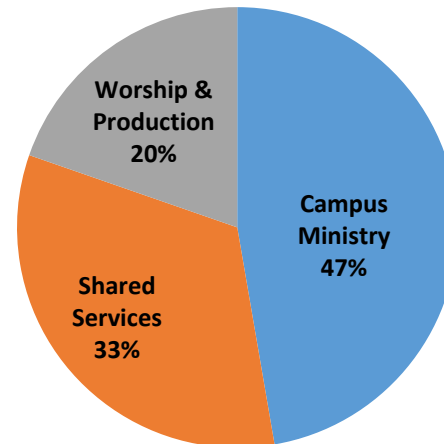
Nov Comp and Benefits



YTD Ministry Expense



YTD Comp and Benefits



Summary

The top two pie charts represent the allocation of November general fund expenses for the Church, while the bottom two pie charts represent the same expense data year-to-date (YTD).

The pie charts on the right are a further breakdown of compensation and benefits expenses. Based on several external benchmarking tools, our target is to keep compensation and benefits below 55% of total expenses, and to have debt payments below 15% of total expenses. We are above our target for debt payments, so we continue to actively pursue various options to reduce these costs and bring them into the targeted range, but compensation and benefits fall within our targeted range.

Luke 2: 6-7: "And while they were there, the time came for her to give birth. And she gave birth to her firstborn son and wrapped him in swaddling cloths and laid him in a manger, because there was no place for them in the inn."