

# HBC General Fund Oct 2021 Dashboard

<b>Oct General Fund Giving</b>	<b>\$1,098,425</b>
Planned General Fund Giving	\$1,146,472
Variance from Plan	(\$48,047)

<b>YTD General Fund Giving</b>	<b>\$9,509,676</b>
YTD Planned General Fund Giving	\$9,760,007
Variance from Plan	(\$250,331)

<b>Oct General Fund Expense</b>	<b>\$1,331,798</b>
Oct Budgeted Expense	\$1,403,816
Variance from Plan	\$72,018

<b>YTD General Fund Expense</b>	<b>\$12,378,559</b>
YTD Budgeted Expense	\$12,963,226
Variance From Budget	\$584,667

<b>Capital and Operating Reserve Balance</b>	<b>\$1,158,945</b>
--	--------------------

<b>Current Mortgage Balance</b>	<b>\$34,679,959</b>
---------------------------------	---------------------

## Summary

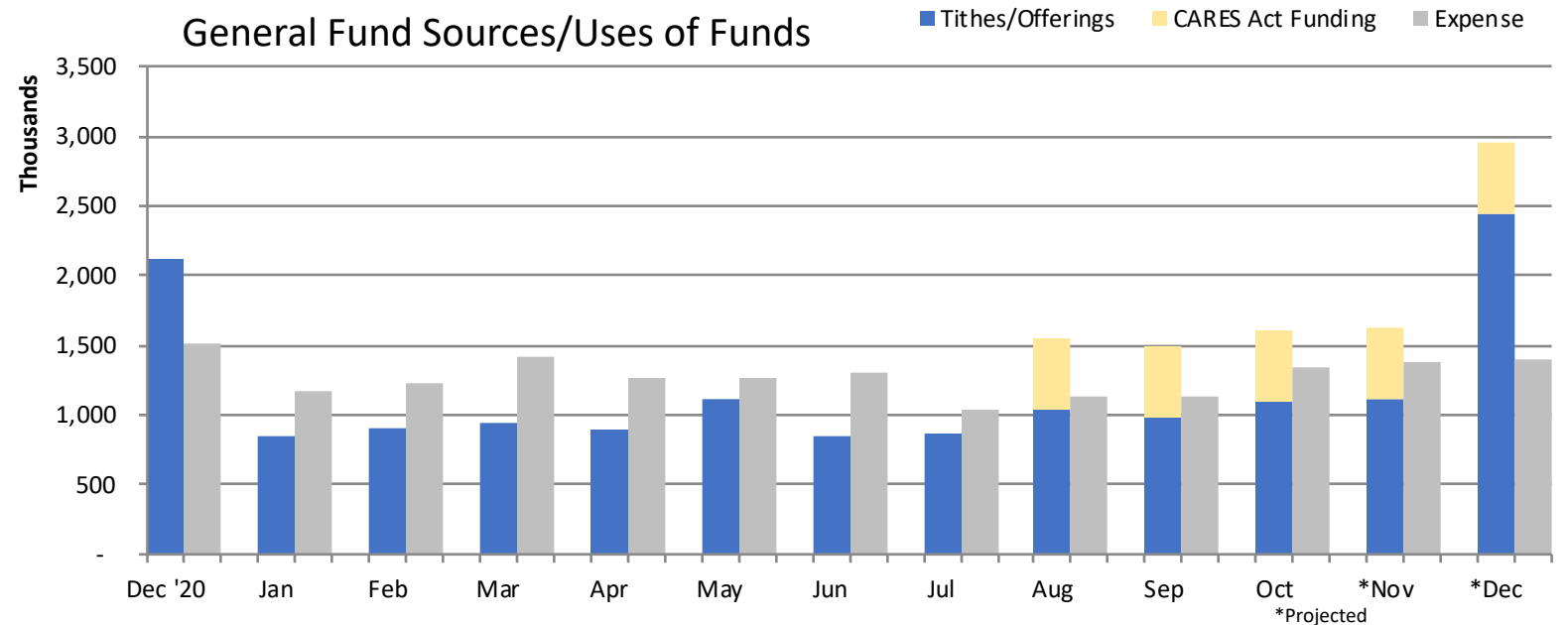
On the left are several data points regarding October giving and expense and year-to-date (YTD) giving and expense. The giving projections are based on historical giving trends. While October giving was less than planned, we continue to give thanks to the Lord for His provision of daily bread (Mt. 6:11) to His Church. He provides exactly what we need to do what He calls us to do.

The orange and gray boxes highlight general fund spending for the Church for the month of October and YTD through October, respectively. YTD through October, actual spending is 4% under budgeted expenses.

Current reserves are represented in the yellow box to the left. As monthly finances allow, we add to these reserves, while periodic capital spending may at times reduce this balance. The reserves provide resources to allow us to be prepared for future financial challenges should they arise and to better steward the facilities and equipment that the Lord has entrusted to us.

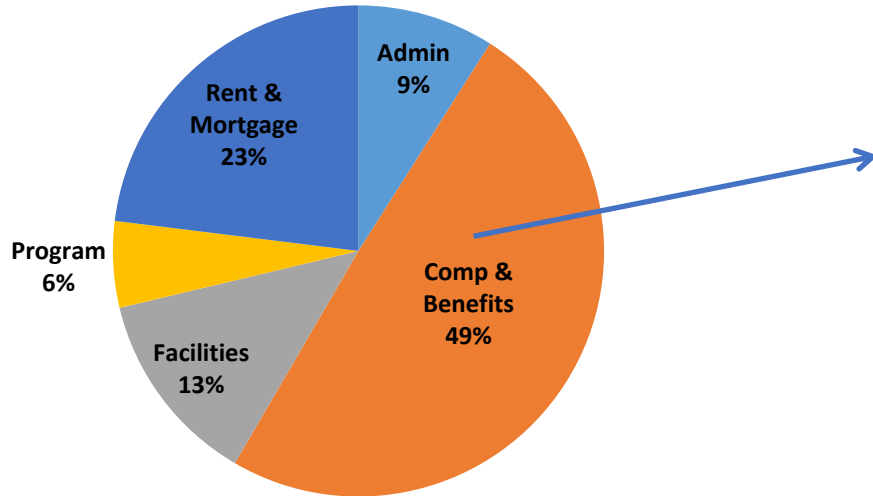
The yellow stack below represents forgiveness of the Paycheck Protection Program (PPP) loan under the CARES Act of 2020. Praise the Lord that full forgiveness was received in the Summer; proceeds are allocated over the last five months of the year to better align with anticipated use of the funds.

Please continue to pray for the leadership of Harvest Bible Chapel as we seek to grow in our trust in the Lord, and work diligently to steward each resource entrusted to us. If you are generously giving to Harvest Bible Chapel, thank you. If you are an active attendee of Harvest Bible Chapel and are not generously giving, we encourage you to take the next step in this area. We recognize that all belongs to God and what we give is simply returning resources entrusted to us back to Him. In this season of thanksgiving, we are thankful for you, for your participation at Harvest Bible Chapel.

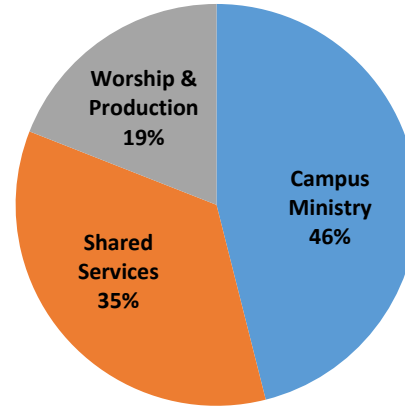


# HBC Oct 2021 Dashboard – Allocation of General Fund Expenses

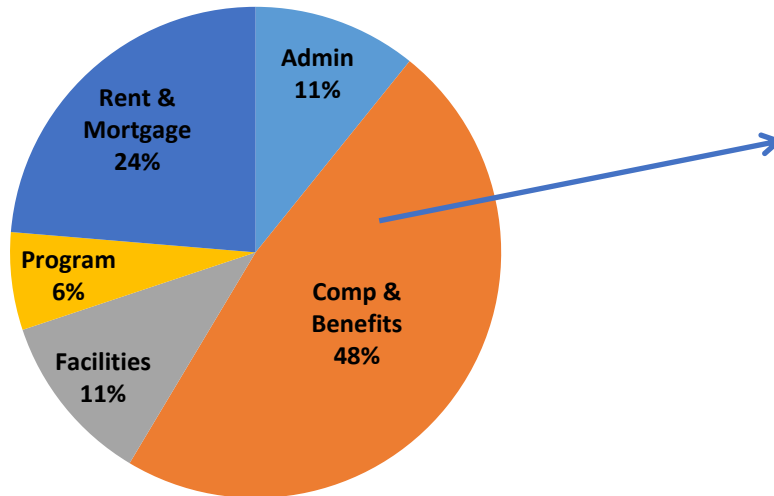
## Oct Ministry Expense



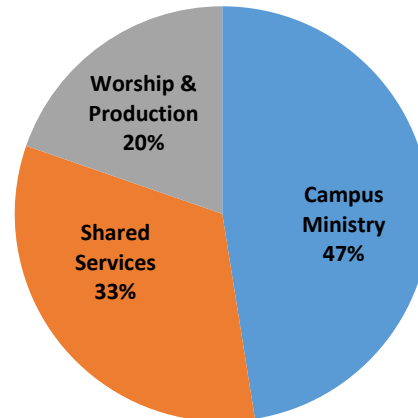
## Oct Comp & Benefits



## YTD Ministry Expense



## YTD Comp & Benefits



### Summary

The top two pie charts represent the allocation of October general fund expenses for the Church, while the bottom two pie charts represent the same expense data year-to-date (YTD).

The pie charts on the right are a further breakdown of compensation and benefits expenses. Based on several external benchmarking tools, our target is to keep compensation and benefits below 55% of total expenses, and to have debt payments below 15% of total expenses. We are above our target for debt payments, so we continue to actively pursue various options to reduce these costs and bring them into the targeted range, but compensation and benefits fall within our targeted range.

Acts 4:11-12: "This Jesus is the stone that was rejected by you, the builders, which has become the cornerstone. And there is salvation in no one else, for there is no other name under heaven given among men by which we must be saved."