

HBC General Fund Sept 2021 Dashboard

Actual Sept General Fund Giving	\$985,176
Planned General Fund Giving	\$1,021,380
Variance from Plan	(\$36,204)

Actual YTD General Fund Giving	\$8,411,251
YTD Planned General Fund Giving	\$8,613,535
Variance from Plan	(\$202,284)

Actual Sept General Fund Expense	\$1,137,481
Sept Budgeted Expense	\$1,293,712
Variance from Budget	\$156,231

Actual YTD General Fund Expense	\$11,046,761
YTD Budgeted Expense	\$11,559,410
Variance From Budget	\$512,649

Capital and Operating Reserve Balance	\$1,169,799
--	--------------------

Current Mortgage Balance	\$34,800,949
---------------------------------	---------------------

Summary

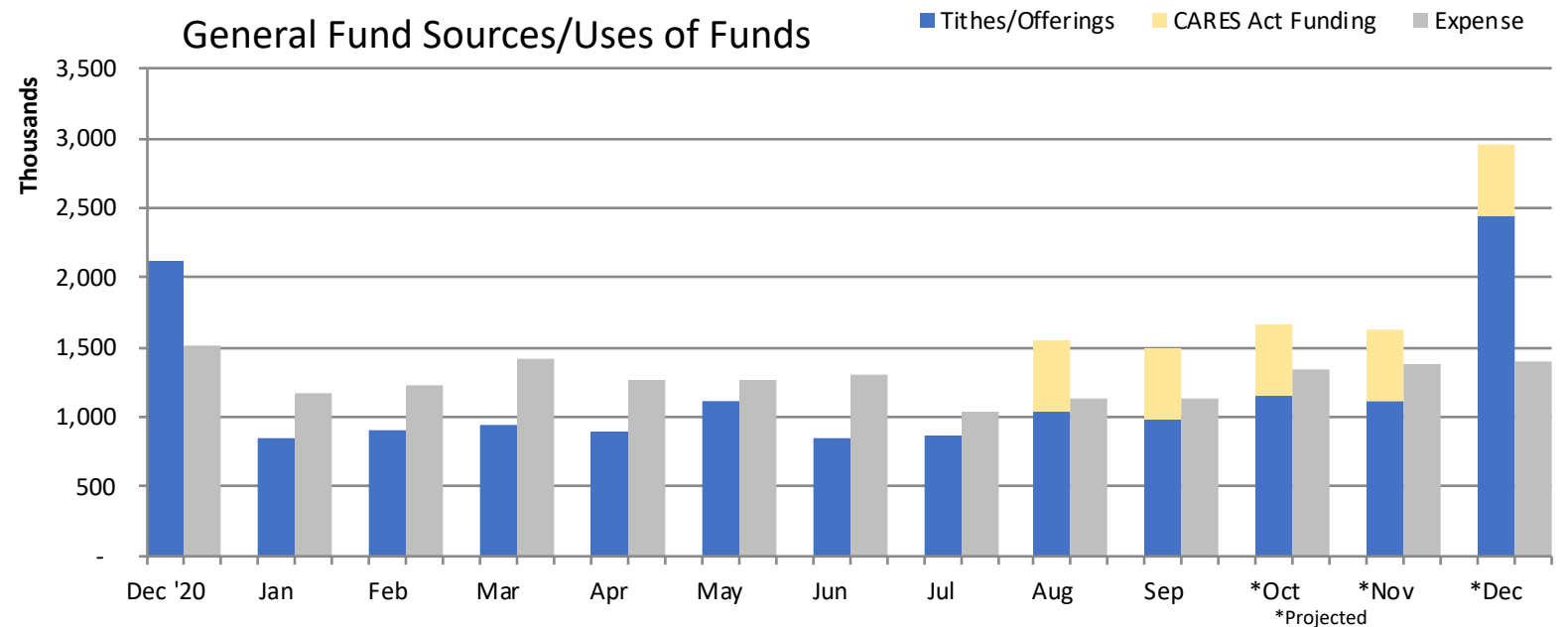
On the left are several data points regarding September giving and expense and year-to-date (YTD) giving and expense. The giving projections are based on historical giving trends. While September giving was less than planned, we continue to give thanks to the Lord for His provision of daily bread (Mt. 6:11) to His Church.

The orange and gray boxes highlight general fund spending for the Church for the month of September and YTD through September, respectively. YTD through September, we are 4% under budgeted expenses.

Current reserves are represented in the yellow box to the left. As monthly finances allow, we add to these reserves, while periodic capital spending may at times reduce this balance. The reserves provide resources to allow us to be prepared for future financial challenges should they arise and to better steward the facilities and equipment that the Lord has entrusted to us.

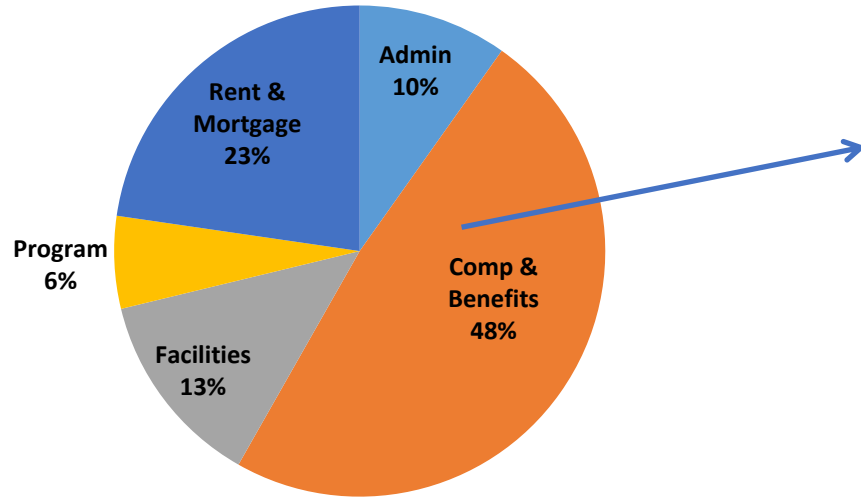
The yellow stack below represents forgiveness of the Paycheck Protection Program (PPP) loan under the CARES Act of 2020. Praise the Lord that full forgiveness was received in the Summer; proceeds are allocated over the last five months of the year to better align with anticipated use of the funds.

Please continue to pray for the leadership of Harvest Bible Chapel as we seek grow in our trust in the Lord, and work diligently to steward each resource entrusted to us. If you are generously giving to Harvest Bible Chapel, thank you. If you are an active attendee of Harvest Bible Chapel and are not generously giving, we encourage you to take the next step in this area. We recognize that all belongs to God and what we give returning back to Him, as it says in 1 Chronicles 29:11, 14: "Yours, O Lord, is the greatness and the power and the glory and the victory and the majesty, for all that is in the heavens and in the earth is Yours. Yours is the kingdom, O Lord, and You are exalted as head above all. . . But who am I, and what is my people, that we should be able thus to offer willingly? For all things come from You, and of Your own."

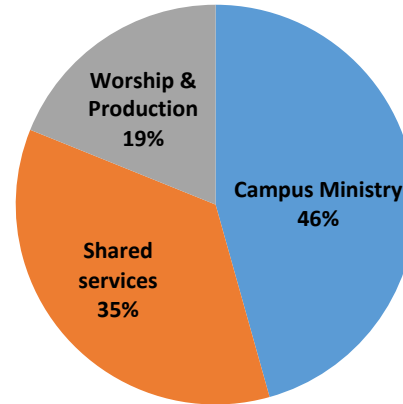


HBC Sept 2021 Dashboard – Allocation of General Fund Expenses

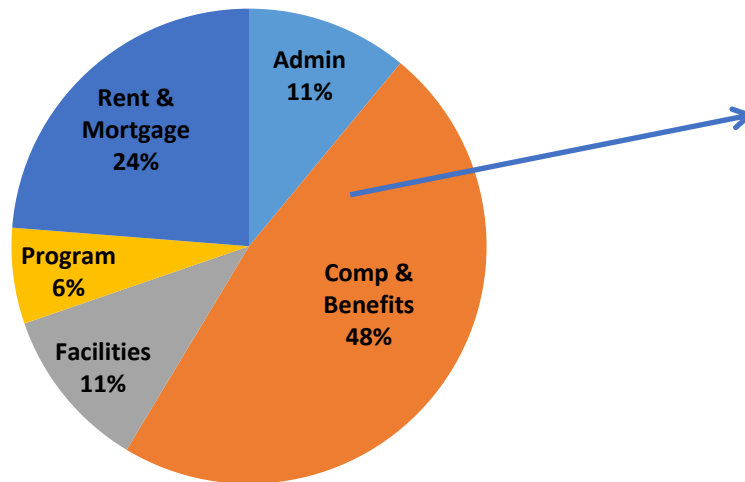
Sept Ministry Expense



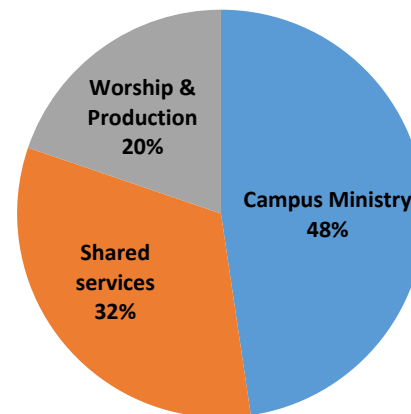
Sept Comp & Benefits



YTD Ministry Expense



YTD Comp & Benefits



Summary

The top two pie charts represent the allocation of September general fund expenses for the Church, while the bottom two pie charts represent the same expense data year-to-date (YTD).

The pie charts on the right are a further breakdown of compensation and benefits expenses. Based on several external benchmarking tools, our target is to keep compensation and benefits below 55% of total expenses, and to have debt payments below 15% of total expenses. We are above our target for debt payments, so we continue to actively pursue various options to reduce these costs and bring them into the targeted range, but compensation and benefits fall within our targeted range.

Acts 2:42-44: "And they devoted themselves to the apostles' teaching and the fellowship, to the breaking of bread and the prayers. And awe came upon every soul, and many wonders and signs were being done through the apostles. And all who believed were together and had all things in common."